


"Y" shunt in copper

- cod. 11110520 - cod. 11110524 - cod. 11110521



DESCRIPTION

The Y branch (gas and liquid) is designed for the construction of refrigerant piping circuits for VRF and VRV air conditioning systems.

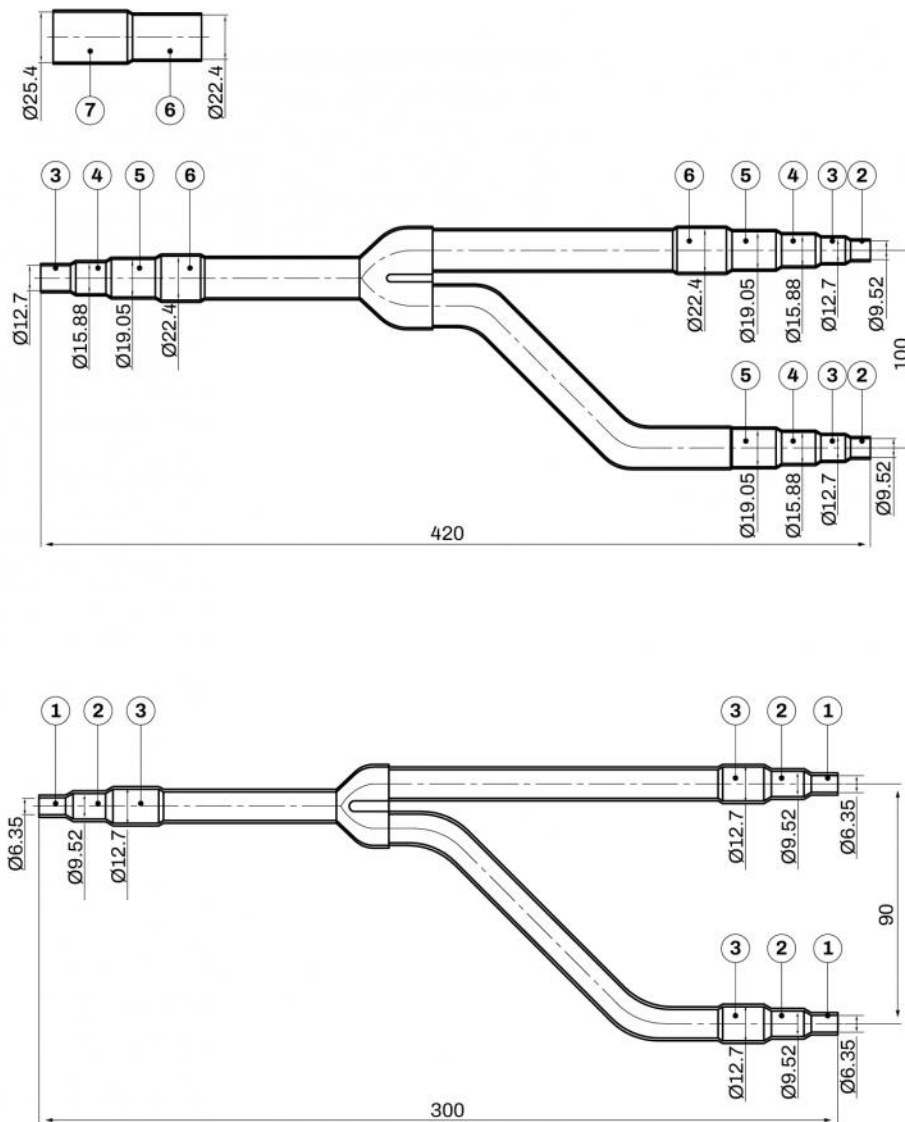
Each kit is equipped with multi-diameter ends to be cut and welded on site. Do not exert force on the shunt.

Warning: at the time of welding, cover with a wet cloth.

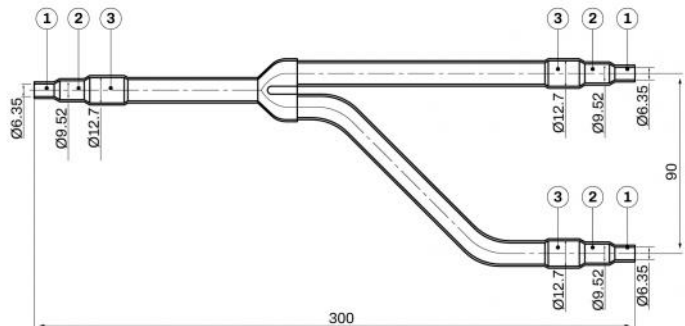
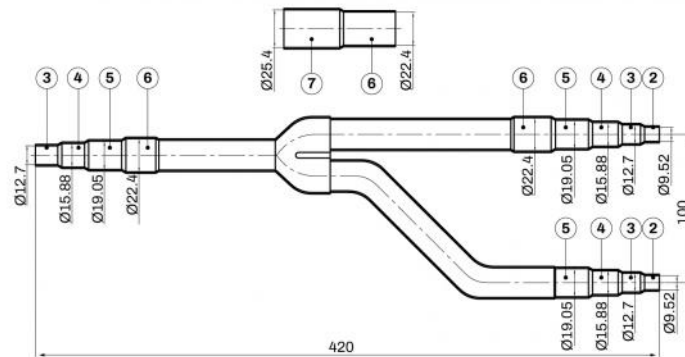
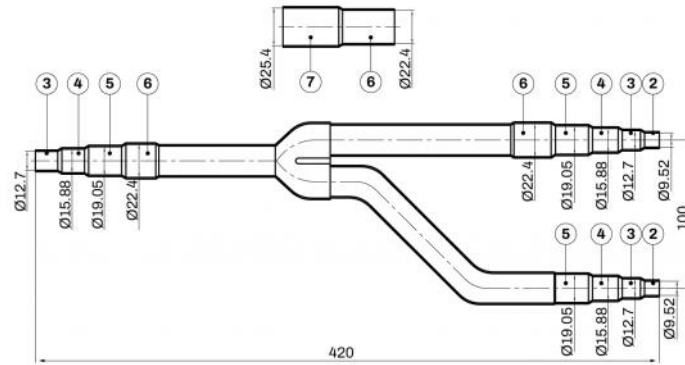
The branches are equipped with insulation.

Maximum operating use 50 bar.

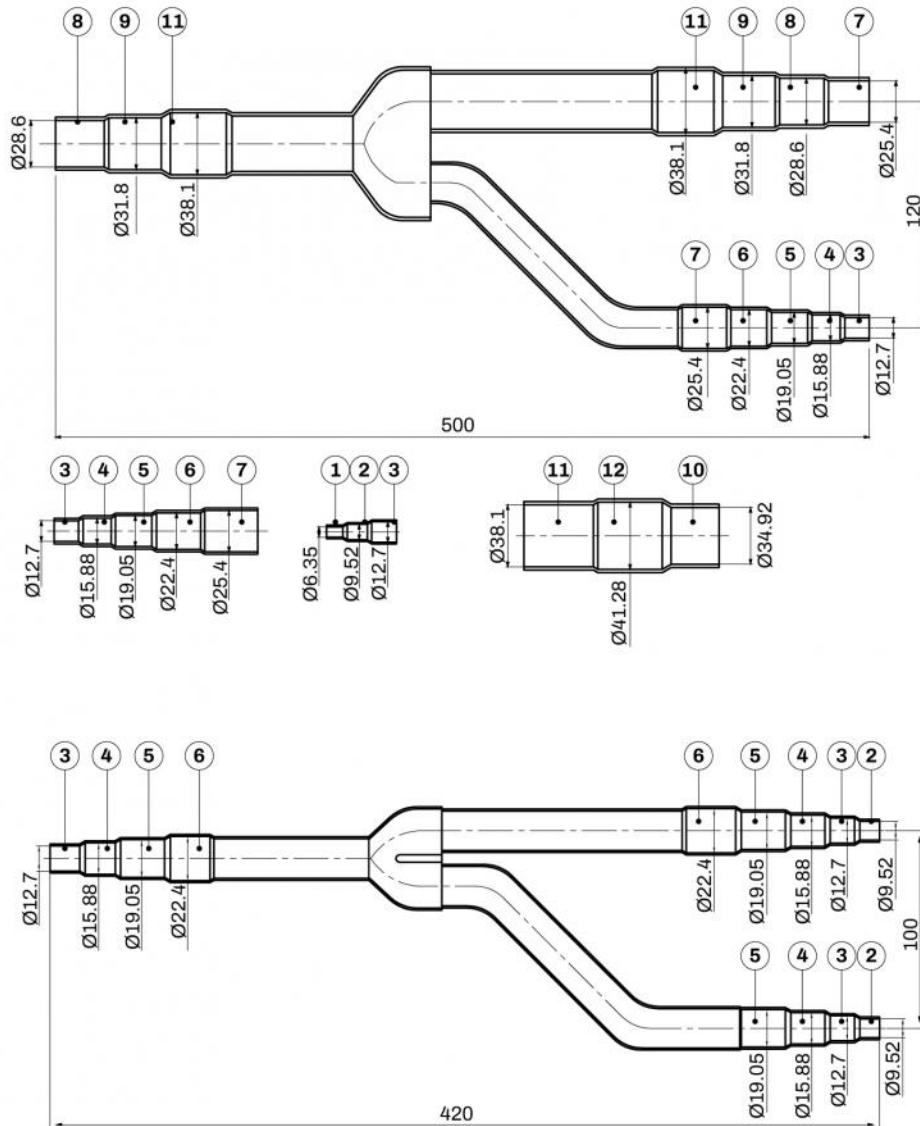
DIMENSIONS 11110520



DIMENSIONS 11110521



DIMENSIONS 11110524



REFERENCES AND DIAMETERS

REF.	Ø [mm]	Ø [inch]
1	6.35	1/4
2	9.52	3/8
3	12.7	1/2
4	15.88	5/8
5	19.05	3/4
6	22.4	7/8
7	25.4	1
8	28.57	1 1/8
9	31.75	1 1/4
10	34.92	1 3/8
11	38.1	1 1/2
12	41.28	1 5/8

ITEMS

CODE	DESCRIPTION
11110520	"Y" COPPER BRANCHES KIT "A": 2YX30KW
11110524	"Y" COPPER BRANCHES KIT "E": 2YX90KW
11110521	"Y" COPPER BRANCHES KIT "B": 2Y+1Y/RX30KW

All rights relating to this publication are the exclusive property of Tecnosystemi SpA.
 Tecnosystemi SpA reserves the right to make changes at any time and without notice, for technical or commercial needs.

