

# DATASHEET

rev. 00 - 4/11/2022

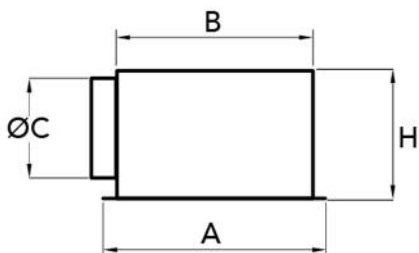
Intake grille with fixed flaps tilted at 45° in white painted aluminium with removable filter for false ceiling complete with lowered plenum

PWC100061



## TECHNICAL SPECIFICATIONS:

- Made of galvanized sheet metal
- Painting white RAL 9016
- Magnetic closure
- Filtration degree G4 (ref. EN 779/2012)
- Low Plenum with hole for ceiling mounting
- Outer closed cell polyethylene coating (thickness 3 mm)



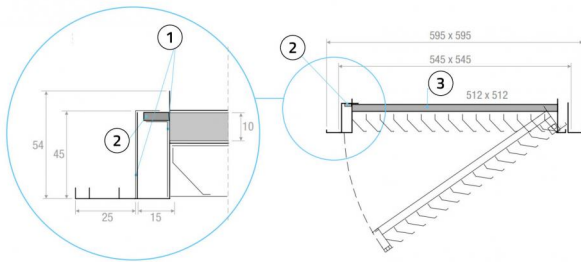
## DIMENSIONS:

CODE	A [mm]	B [mm]	ØC [mm]	H [mm]	BACK COUPLER DIMENSIONS [mm]
PWC100061	595 x 595	560 x 560	200	250	545 x 545

## TECHNICAL DATA

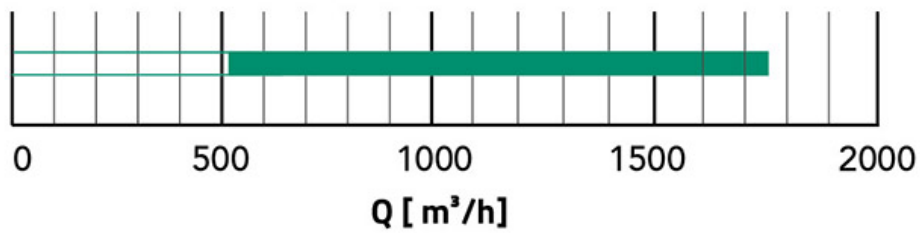
Ak [m <sup>2</sup> ]	Q [m <sup>3</sup> /h] MIN	Q [m <sup>3</sup> /h] MAX	LwA [dB(A)] MIN	LwA [dB(A)] MAX	Dpt [Pa] MIN	Dpt [Pa] MAX
595 x 595	510	1760	--	34	10	50

## DETAIL



- [1] Steel brackets
- [2] Magnet
- [3] Filter

## RAPID AIR FLOW SELECTION



## ITEMS

CODE	DESCRIPTION
PWC100061	RETURN GRILLE WITH FIXED FINS INCLINED AT 45° IN WHITE PAINTED ALUMINIUM WITH REMOVABLE FILTER FOR FALSE CEILING INCLUDING LOWERED PLENUM