

AIR PUR 3 PLUS WI

wall-mounted static cross-flow heat recovery unit 160 - 230 - 300

ACD200014 - ACD200015 - ACD200016



AirPur³_{WI}

DESCRIPTION

The Tecnosystemi static heat recovery system has been designed to ensure air exchange in the rooms where it is installed (small/medium-sized domestic and public rooms).

Equipped with two fans operating at the same time: one for expelling the stale air present inside the room, the other for the introduction of fresh air from the outside.

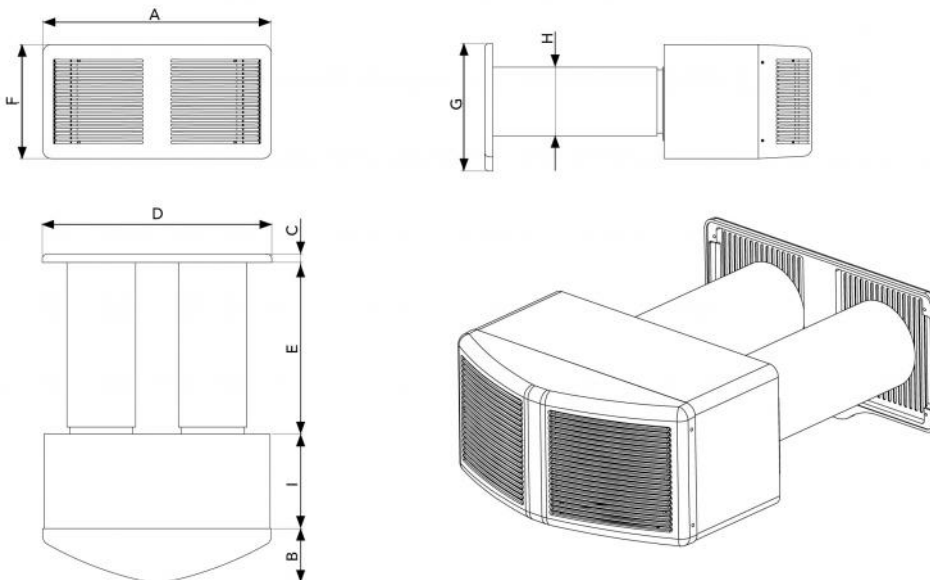
The unit is equipped with two lattice filters on the internal grille for the filtering of both delivery and exhaust air.

In the heat recovery unit there is a plastic heat exchanger pack, removable and washable, that retains the heat from the expelled air to transfer it to the fresh inlet air, thus allowing a strong reduction in thermal dispersion and consequent economic savings with respect to the exchange of air by opening the windows.

The heat recovery unit is designed for continuous operation, always connected to the power source.

Easily controlled with Smartphone and Tablet and remote control supplied)

DIMENSIONS



MODELLO	A [mm]	B [mm]	C [mm]	D [mm]	E [mm]	F [mm]	G [mm]	H [mm]	I [mm]
AIR PUR 3 PLUS WI 160 - 230 - 300	532	125	19	536	400	220	265	292	289

AIR PUR 3 PLUS WI WALL

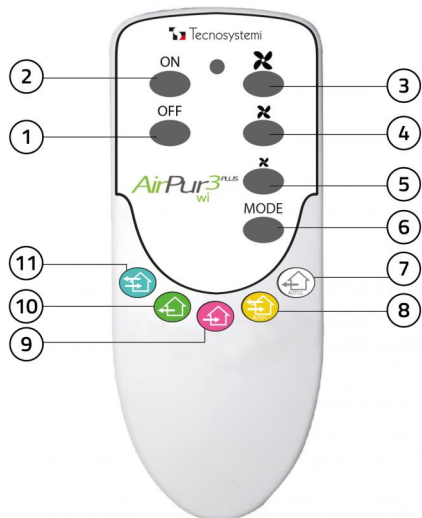
MODEL	160 WI	230 WI	300 WI
Power supply [V]	230		230 230
Frequency [Hz]	50		
Max power [W]	30	35	70
Protection rating [IP]	20	20	20
% Exchange efficiency (min.1)	76	72	67
% Exchange efficiency (min.2)	74	70	64
% Exchange efficiency (max.3)	73	68	60
Air flow rate [m³/h] (min. 1)	70	92	150
Air flow rate [m³/h] (med. 2)	120	166	264
Air flow rate [m³/h] (max. 3)	161	230	300
Sound level [dB(A)] (min)	36	36	40
Sound level [dB(A)] (med)	44	45	51
Sound level [dB(A)] (max)	48	49	53
Weight [kg]	21	22	22
Wall hole [mm]	Ø 170	Ø 170	Ø 170

OPERATING MODE

WI-FI MODE

All Pico functions can also be controlled via WI-FI directly from smartphones or tablets in a simple and intuitive way.

USING THE REMOTE CONTROL



- [1] Fan OFF
- [2] Fan ON
- [3] Maximum speed (humidity value 60%)
- [4] Medium speed (humidity value 50%)
- [5] Low speed (humidity value 40%)
- [6] Change mode
- [7] AUTO 2
- [8] AUTO 1
- [9] Delivery
- [10] Extraction
- [11] Air recovery unit

FUNCTIONS OF THE REMOTE CONTROL

HEAT RECOVERY UNIT: the system works for 70 seconds in intake and for 70 seconds in delivery with the possibility to regulate the three speeds.

EXTRACTION: the system works in internal air extraction only mode, with the possibility to regulate the three speeds.

DELIVERY: the device works in aeration only mode, aspirating external air and introducing it into the room, the possibility of regulating the three speeds is provided.

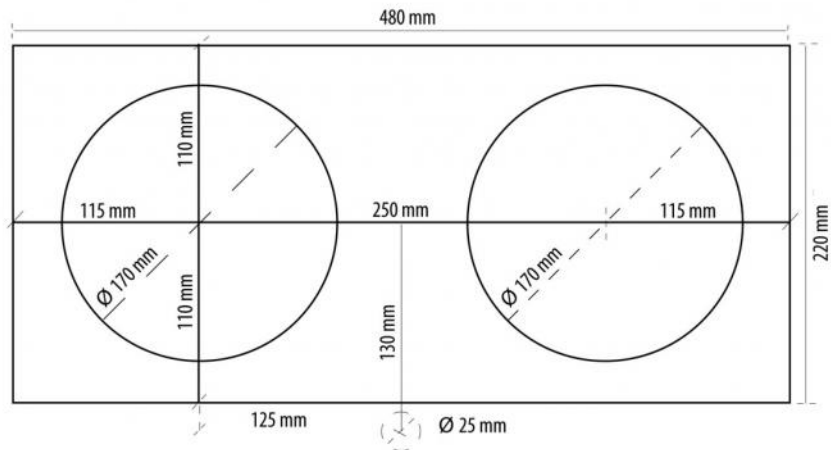
AUTO 1: the system is in stand-by. When the air in the room exceeds the threshold of humidity; settable at 40%, 50% or 60%, the device starts in recovery mode until the humidity level falls within the set value.

AUTO 2: the system is in standby, when the air in the room exceeds the threshold of humidity; settable at 40%, 50% or 60%, the device starts in extraction only mode until the humidity level falls within the set value.

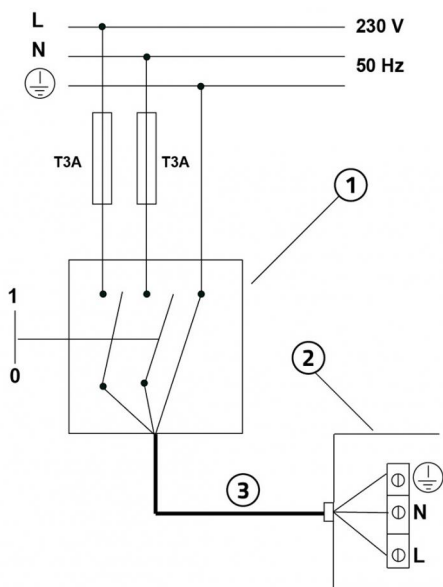
INSTALLATION

To install the heat recovery units on the wall, it is necessary to provide two circular holes on the wall as shown in the image below, and a further drain hole to allow the passage of the condensation water pipe.

* Sizes of the heat recovery unit body



WIRING DIAGRAM



- [1] Omnipolar thermal magnetic protection switch compliant with EN 61508:1
- [2] Electrical connection box
- [3] Power cable 3x2.5 mm²

IMPORTANT!

During the electrical connection, the installer must comply with the polarities indicated by the plate in front of the power supply terminal board.

CODE	DESCRIPTION
ACD200014	"AIR PUR 3 PLUS WI" WALL MOUNTED CROSS-FLOW STATIC HEAT RECOVERY UNIT, MOD. 160
ACD200015	"AIR PUR 3 PLUS WI" WALL MOUNTED CROSS-FLOW STATIC HEAT RECOVERY UNIT, MOD. 230
ACD200016	"AIR PUR 3 PLUS WI" WALL MOUNTED CROSS-FLOW STATIC HEAT RECOVERY UNIT, MOD. 300